

SFC510LRP



1. Information




- Long Reach PoE Unmanagement Switch
- Extends the PoE communication distance up to 500 meter along with SFC503
- 100Mbps 802.3at 30W PoE 8-Port + 100M/1G UTP 1-Port + 100M/1G SFP 1-Slot
- PoE power limit function (125W) : when the latest connected port exceeds 25W, the PoE power of that port is cut off
- 2 uplink ports: 1G UTP + 1G SFP Slots
- 19" Rack mountable

2. Specification

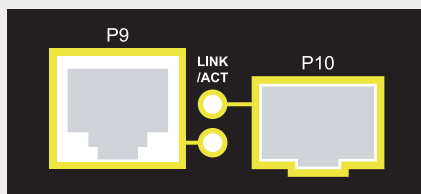
External Interface

- Power Input: AC 220V
- Throughput: 100Mbps 802.3at PoE 8-port (Long Reach) + 1Gbps UTP 1-port + 1Gbps SFP 1-slot
- Maximum Distance: 500Meter
- Operating Temperature: 0~70℃
- Dimension: 280(W)x191(D)x44(H)

LED Operation



- PoE UTP Port
 - Green : Communication Link/Act (flicker)
 - Yellow : ON when PoE connected (Input)



- PoE Uplink UTP Port
 - Green : 1G Communication Link/Act (flicker)
 - Yellow : 100M Communication Link/Act (flicker)
- PoE Uplink SFP Slot
 - Green : 1G Communication Link/Act (flicker)
 - Yellow : 100M Communication Link/Act (flicker)

SFC510LRP



3. Structure

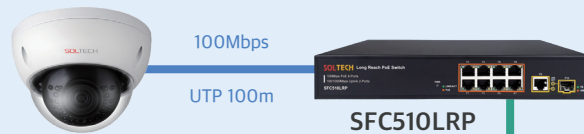
Structure 1

500meter communication possible with 100Mbps ports of SFC510LRP pair. Other PoE supports only up to 100meter UTP communication.

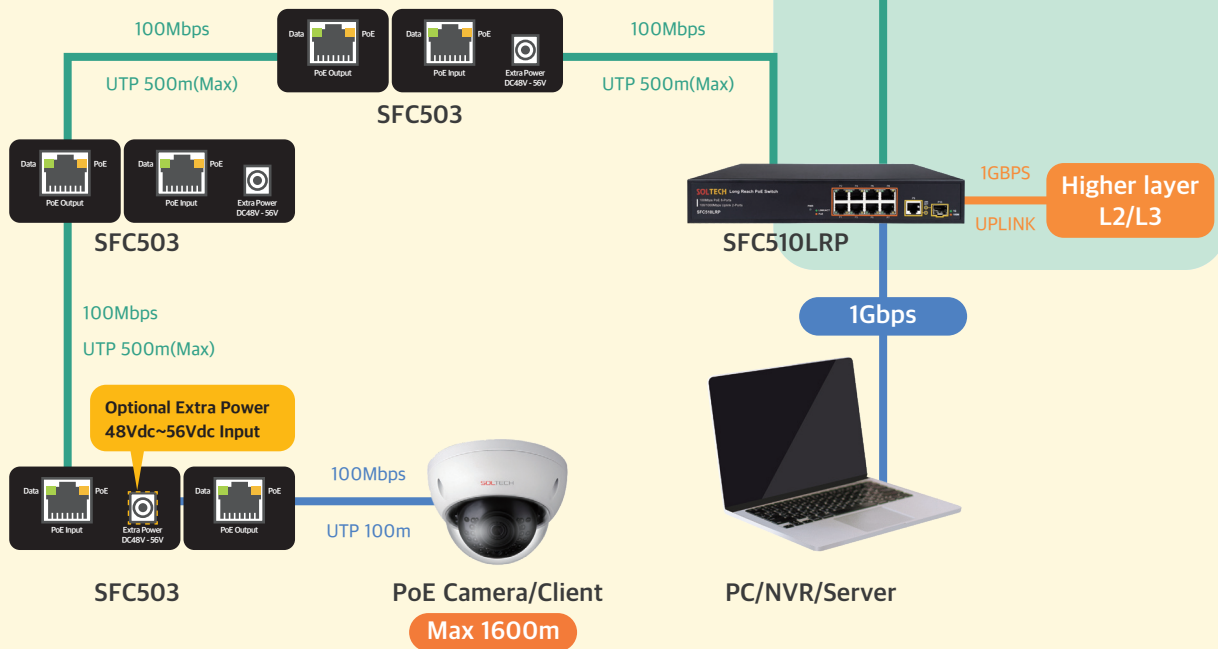
Structure 2

SFC510LRP and SFC503 can support 500meter communication and maximum of 1,600meter is possible adding 2 nos. of SFC503.

Structure 1



Structure 2



※ External power supply can be necessary according to the types of cable and camera for 1600Meter network.